Status: 03/2025

Product marking

Units, systems, software, consumables

Products require labeling

Labeling gives identities. It enables smart industrial processes.
Tracing components is ensured in the automotive sector to the smallest screw. Scheduled deliveries are guaranteed in logistics. Plates on electrical devices refer to performance data and use. In the pharmaceutical industry, labeling prevents from errors relevant to health. In chemical business, risks associated with the handling of a product are indicated multi-colored and without any barrier as regards language. Labeling on food informs about ingredients and on textiles about best possible care.

PERFECT SOLUTIONS FOR ANY REQUIREMENT

cab for 50 years has been developing and manufacturing solutions and a wide range of accessories for marking tasks. Products include label printers, systems for printing and applying labels in one operation, label dispensers and laser marking systems. In addition, ribbons and labels are provided.

EASE OF OPERATION

All the current cab printing systems are based on the same electronics and firmware. The printer language is the same, so are interfaces and memories. Any update of an operating system or a driver is available immediately on every device.

Customers worldwide rely on cab solutions, in many cases for 20 or more years.



Technologies for smart processes

Smart systems and components to handle workflows with embedded processors, sensors and network technology: cab has been pursuing this concept for many years. The current label printing systems can operate in automation and robot solutions. Interfaces and Industry 4.0 protocols enable integration to a network. The firmware integrates an OPC UA server for data exchange. To control or regulate a printing system, the server can be used, for example, in a PLC.

Innovation
built together

MADE IN GERMANY

cab is an owner-managed family business, with a focus on customers and economic continuity have always been a focus.

Vision, ideas, curiosity and joy in cab products and their further development have always been driving forces in the company.

cab has a global presence, with locations in Germany, France, North and Central America, Asia and South Africa. In addition, there are about 820 distribution and service partners. Joint efforts result in equipment, spare parts and manpower all over the world.

CORPORATE FACTS AND FIGURES

- Founded in 1975
- Located in eight countries
- Approx. 100 million Euros group turnover in fiscal year 2024
- A leader in automated and highly precise label applications
- Major European manufacturer of label printing systems

See further information on
www.cab.de/en

KLAUS BARDUTZKY
Company Founder

ALEXANDER BARDUTZKY
CEO

EOS label printers

EOS 2 if roll diameters are no more than 152 mm

EOS 5 for roll diameters as wide as 203 mm

EOS printers unite the features known of solid label printers with highest ease of operation.

■ standard ☐ option

Label printer			EOS 2		EOS 5	
Print head	Print method		Thermal transfer, direct thermal			
	Print resolution	dpi	203	300	203	300
	Print speed	mm/s max.	150			
	Print width	mm max.	108	105.7	108	105.7
Label	Roll, reel		■		■	
	Fanfold		☐		☐	
	Roll / core diameters	mm	max. 152 / 38.1 - 76		max. 203 / 38.1 - 76	
	Width	mm	single-lane 10 - 116, multi-lane 5 - 116			
	Height, no backfeed	mm at least	5			
Ribbon	Color layer		outside or inside			
	Length	m max.	360			
Dimensions of a unit	Width x Height x Depth	mm	253 x 191 x 322		264 x 247 x 412	
	Weight	kg	4		5	
Interfaces	RS232-C		■			
	USB for PC		■			
	Ethernet		■			
	Periphery		■			
	USB host		■			

See further information on
www.cab.de/en/eos

Accessories

EOS mobile, battery pack included

Cutters

Perforation cutters



External unwinders (EOS 2 only)

MACH 4S label printers

MACH 4S for inserting labels and ribbons from the front.

A MACH 4S provides all the features known of industrial printers operating in a wide range of application. The print mechanics and chassis are made of high-quality materials and match perfectly in design and function.

Self-explanatory icons on a large color touch panel provide excellent usability. Label webs are guided centered on a unit, eliminating any need for adjustment. The main board is hightech and all the interfaces required for plugging are provided as standard.

■ standard

Label printer			MACH 4S		
Print head	Print method		Thermal transfer, direct thermal		
	Print resolution	dpi	203	300	600
	Print speed	mm/s max.	300	300	150
	Print width	mm max.	104	108.4	105.7
Label	Roll, reel, fanfold Roll / core diameters	mm	up to 205 / 38.1 - 76		
	Width	mm	5 - 116		
	Height, no backfeed Height if peeling off or individual cutting	mm at least	5 12		
Ribbon	Color layer		outside or inside		
	Length	m max.	360		
Dimensions of a unit	Width x Height x Depth	mm	240 x 317 x 435		
	Height when cover is open	mm	596		
	Weight	kg	6		
Interfaces	RS232-C		■		
	USB for PC		■		
	Ethernet		■		
	Periphery		■		
	USB host		■		

See further information on
www.cab.de/en/mach4s

Types

Tear-off mode

Peel-off mode

Cutter mode

Accessory

External rewinders

SQUIX label printers guiding materials aligned to the left

SQUIX 2 - slim ones for printing small labels

SQUIX 4 - industrial devices providing a wide range of accessories

They find use in various operations. Their development has been focused consistently on intuitive usability and high reliability. Extensive peripherals and software enable custom-designed solutions. The rugged printers suit for any requirement, whether operated stand-alone, with a PC or in a network.

All SQUIX models are available as basic devices with a tear-off plate, as well as peel-off devices, providing a rewinder internally.

■ standard ☐ option

Label printer			SQUIX 2		SQUIX 4		
Print head	Thermal transfer		■				
	Direct thermal		☐	-	■	■	-
	Print resolution	dpi	300	600	203	300	600
	Print speed	mm/s max.	250	150	300	300	150
	Print width	mm max.	56.9		104	108.4	105.7
Label	Roll, fanfold						
	Roll / core diameters	mm	max. 205 / 38.1 - 76				
	Width	mm	4 - 63		20 - 116		
	Height, no backfeed	mm at least	4		4		
Ribbon	Color layer		outside or inside				
	Length	m max.	600				
Dimensions of a unit	Width x Height x Depth	mm	200 x 288 x 460		252 x 288 x 460		
	Weight	kg	9		10		
Interfaces	RS232-C, USB for PC, Ethernet, Periphery, USB host, WLAN		■				
	Digital I/O interface		☐				

Accessories

Cutters and perforators

Internal rewinders

External rewinders

SQUIX 6 - wide ones for printing Odette, UCC, GS1 labels

SQUIX 8 for printing pallet and drum labels

Label printer			SQUIX 6		SQUIX 8
Print head	Print method		Thermal transfer, direct thermal		
	Print resolution	dpi	203	300	300
	Print speed	mm/s max.	250		150
	Print width	mm max.	168	162.6	216
Label	Roll, fanfold Roll / core diameters	mm	max. 205 / 38.1 - 76		
	Width	mm	46 - 176		46 - 220
	Height, no backfeed	mm at least	6		25
Ribbon	Color layer		outside or inside		
	Length	m max.	600		
Dimensions of a unit	Width x Height x Depth	mm	312 x 288 x 460		352 x 288 x 460
	Weight	kg	14		15
Interfaces	RS232-C, USB for PC, Ethernet, Periphery, USB host, WLAN		■		
	Digital I/O interface		□		

See further information on
www.cab.de/en/squix

Accessories

Barcode scanners

Demand modules for marking packages in motion

Applicators

SQUIX label printers guiding materials in centered position

SQUIX 4 M, the precise and flexible ones

SQUIX 4 MT for textile operations

With a **SQUIX 4 M**, all materials that are wound on rolls or reels can be printed, so can fanfold ones. Very small labels or slim continuous materials such as pressed tubes are typical applications. A specified label sensor allows round or oval tubes as high as 5 mm be processed.

If operations require high heating, ribbons may stick with the textile tape after printing. On a **SQUIX 4 MT**, a draw roller separates a ribbon reliably from a material. Labels and continuous materials wound on rolls or reels may be as well printed. There is no need of aligning plungers to set the width of a label. Adapted print rollers are provided for slim materials.

All SQUIX models are available as basic devices with a tear-off plate, as well as peel-off devices, providing a rewinder internally.

■ standard ☐ option

Label printer			SQUIX 4 M			SQUIX 4 MT	
Print head	Thermal transfer		■				
	Direct thermal		■	■	-	■	-
	Print resolution	dpi	203	300	600	300	600
	Print speed	mm/s max.	300	300	150	300	150
	Print width	mm max.	104	108.4	105.7	108.4	105.7
Label	Roll, reel, fanfold						
	Roll / core diameters	mm	max. 205 / 38.1 - 76				
	Width	mm	4 - 110			4 - 110	
	Height, no backfeed	mm at least	3			4	
Ribbon	Color layer		outside or inside				
	Length	m max.	600			600	
Dimensions of a unit	Width x Height x Depth	mm	252 x 288 x 460			252 x 288 x 460	
	Weight	kg	10			10	
Interfaces	RS232-C, USB for PC, Ethernet, Periphery, USB host, WLAN		■			■	
	Digital I/O interface		☐				

See further information on
www.cab.de/en/squix

Accessories

AXON 2 applicator for labeling tubes or vials

WICON applicator for wrapping labels around cylindric items

SQUIX UHF RFID label printers

SQUIX 4 M providing integral **UHF RFID options**

There are three UHF RFID modules to select from. Each has been optimized for a specific class of RFID labels: standard RFID tags, on metal RFID tags and mini RFID tags

Modules are assembled inside a chassis, antennas directly to a print head or a feeding unit. Data of RFID tags are read or written just before the printing of a label.

Read / write antennas

On a print head

1. **OM – On Metal** preferred if labels are applied onto metal surfaces

On a feeding unit

2. **RS – Regular Sensitivity** is a standard with all common RFID labels
3. **HS – High Sensitivity** if RFID labels have specific radiation characteristics

On a print head and on a feeding unit

4. **OM and RS –** Each antenna can read / write labels one by one.

■ standard ☐ option

RFID label printer		**SQUIX 4**			**SQUIX 6**		**SQUIX 8**	**SQUIX 4 M**		
Guidance of materials		aligned to the left						centered		
Print method	Thermal transfer	■	■	■	■	■	■	■	■	■
	Direct thermal	■	■	–	■	■	■	■	■	–
Print resolution	dpi	203	300	600	203	300	300	203	300	600
Print speed	mm/s max.	300	300	150	250	250	150	300	300	150
Print width	mm max.	104	108.4	105.7	168	162.6	216	104	108.4	105.7
UHF RFID modules										
UHF RFID OM 4 module		☐	☐	☐	–	–	–	☐	☐	☐
UHF RFID RS 4 module		☐	☐	☐	–	–	–	☐	☐	☐
UHF RFID HS 4 module		☐	☐	☐	–	–	–	☐	☐	☐
UHF RFID OM / RS 4 module		☐	☐	☐	–	–	–	☐	☐	☐
UHF RFID RS 6 module		–	–	–	☐	☐	–	–	–	–
UHF RFID HS 6 module		–	–	–	☐	☐	–	–	–	–
UHF RFID RS 8 module		–	–	–	–	–	☐	–	–	–

See further information on
www.cab.de/en/squix-rfid

Accessories

Cutters and perforation cutters

Stackers providing a cutter

Applicators

XD Q label printers

XD Q for printing on both sides of textiles, shrink tubes and other continuous materials

300 dpi if printing as wide as 105.7 mm, 600 dpi if printing no more than 54.1 mm wide, using a special print roller

Heating can be assigned separately to each print head.

Printing is as well possible only on the top of a material.

Automated ribbon saving is provided on print head 1 when printing only on the bottom of a material. While the material is fed, the print head is lifted and the ribbon is stopped.

A separator is an integral part of the chassis. It reliably separates a ribbon from a material and improves the accuracy of feeding.

XD Q label printers integrating an UHF RFID module are available upon request.

■ standard ☐ option

Label printer			XD Q4/300	XD Q4/600
Print head	Print method		Thermal transfer	
	Print resolution	dpi	300	600
	Print speed	mm/s max.	150	100
	Print width	mm max.	105.7	54.1
Label	Outside roll diameter	mm max.	300	
	Width	mm	10 - 110	
	Height	mm at least	20	
Ribbon	Color layer		outside or inside	
	Length	m max	450	
Dimensions of a unit	Width x Height x Depth	mm	248 x 395 x 594	
	Weight	kg	21	
Interfaces	RS232-C, USB for PC, Ethernet, Periphery, USB host, WLAN		■	
	Digital I/O interface		☐	

See further information on
www.cab.de/en/xdq

Accessories

CSQ cutters

PSQ perforation cutters

Stackers providing a cutter

XC Q label printers

XC Q for printing with two colors

150 mm/s maximum print speed;
print resolution are 300 dpi

Heating can be assigned separately
to each print head.

Printing is as well possible only
with print head 2;
print head 1 can be deactivated by menu

Print images remain continuous when
cutting or perforating at no backfeed.

Multiple print jobs can be printed seamless
and without loss of labels

■ standard ☐ option

Label printer			XC Q4	XC Q6
Print head	Print method		Thermal transfer	
	Print resolution	dpi	300	
	Print speed	mm/s max.	150	
	Print width	mm max.	105.7	162.6
Label	Outside roll diameter	mm max.	300	
	Width	mm	20 - 116	46 - 176
	Height	mm at least	10	
Ribbon	Color layer		outside or inside	
	Length	m max.	450	
Dimensions of a unit	Width x Height x Depth	mm	248 x 395 x 554	358 x 395 x 554
	Weight	kg	22	24
Interfaces	RS232-C, USB for PC, Ethernet, Periphery, USB host, WLAN		■	
	Digital I/O interface		☐	

See further information on
www.cab.de/en/xcq

Accessories

CSQ cutters

CU cutters (XC Q6 only)

MACH1, MACH2 label printers

MACH1 providing control buttons and LED

MACH2 providing a color LCD display and a navigator pad

The MACH1, MACH2 add to the cab printer portfolio in the lower price segment:

- Reliable 4“desktop printers in proven technology
- For small to medium print volumes

Accessories such as a cutter, a peel-off device and an external unwinder allow the compact printers be operated in universal matters at low maintenance.

■ standard

Label printer			MACH1		MACH2	
Print head	Print method		Thermal transfer, direct thermal			
	Print resolution	dpi	203	300	203	300
	Print speed	mm/s max.	127	102	177	127
	Print width	mm max.	108	105.7	108	105.7
Label	Outside roll diameter	mm max.	127			
	Width	mm	25 - 112			
	Height	mm	4 - 1,727	4 - 762	4 - 1,727	4 - 762
Ribbon	Color layer		outside or inside			
	Length	m max.	300			
Dimensions of a unit	Width x Height x Depth	mm	210 x 186 x 280			
	Weight	kg	2.7		3	
Interfaces	RS232-C		■		■	
	USB for PC		■		■	
	Ethernet		■		■	
	USB host		-		■	

See further information on
www.cab.de/en/mach1-2

AXON 1 tube labeling system

AXON 1 for reliable tube and vial labeling

Tubes and vials with or without a closure cap can be inserted by hand or automated by a handling system.

Once tubes or vials have been inserted to the retainer, they can be filled and sealed.

Labeling takes less than two seconds.

Options: warning on a label web ending, barcode verification

■ standard ☐ option

Tube labeling system		AXON 1
Print head	Print method	Thermal transfer, direct thermal
	Print resolution dpi	300 / 600
	Print speed mm/s max.	100
	Print width mm max.	56.9
Tube, vial	Orientation at the time a label is being labeled	vertical
	Diameter mm	7 - 26, 16 - 38 if options are provided
	Length, closure cap included mm	20 - 130
	Conicity (change of diameter) % max.	0.8
Label	Outside roll diameter mm max.	205
	Width mm	5 - 56
	Height mm at least	12
Ribbon	Color layer	outside or inside
	Length m max.	600
Dimensions of a unit	Width x Height x Depth mm	270 x 195 x 560
	Weight kg approx.	12
Interfaces	RS232-C	■
	USB for PC	■
	Ethernet	■
	USB host	■
	Digital I/O interface	☐

See further information on
www.cab.de/en/axon1

Tubes

Vials

HERMES Q print and apply systems

HERMES Q for printing and applying labels automatically in manufacture plants

Three printer types for small labels, a wide range of accessories or Odette, UCC and GS1 labels in logistics operation

Labels are rolled, blown or tamped on products or packaging by various applicators.

All the units can be rotated vertically by at most 360° or operated in horizontal orientation.

HERMES Q4 and Q6 integrating an UHF RFID module are options.

■ standard ☐ option

Print and apply system			HERMES Q2		HERMES Q4			HERMES Q6	
Print head	Thermal transfer		■		■			■	
	Direct thermal		-	-	■		-	■	
	Print resolution	dpi	300	600	203	300	600	203	300
	Print speed	mm/s max.	300	150	300		150	250	
	Print width	mm max.	59.6	54.1	104	108.4	105.7	168	162.6
Label	Outside roll diameter	mm max.	205 / 305						
	Width	mm	4 - 58		10 - 114			46 - 174	
	Height	mm at least	3		4			6	
Ribbon	Color layer		outside or inside						
	Length	m max.	600						
Dimensions of a unit	Width x Height x Depth[1]	mm	207 x 430 x 500		260 x 430 x 500			320 x 430 x 500	
	Weight	kg	15 / 16		16 / 17			20	
Interfaces	RS232-C		■						
	USB for PC		■						
	Ethernet / 2 port Ethernet switch		■ / ☐						
	USB host		■						
	Digital I/O interface		■						
	Periphery		■						
	Warning light		via USB host						

[1] calculated with a roll diameter 305 mm

See further information on
www.cab.de/en/hermesq

Types

Labels being provided to the left or to the right

A unit unwinding roll diameters as wide as 305 mm

Applicators for labeling products with HERMES Q

HQ 3214
Swing applicator

HQ 4114, 4116
Stroke applicators

HQ 4214
Stroke turn applicator

HQ 4414
Stroke applicator

HQ 4514
Swing stroke applicator

HQ 4712
Flag applicator

Labels may be applied from all sides.
Depending on the type of applicator, the product is in motion or at rest during labeling.

Applicators for labeling packaging with HERMES Q

HQ 3014, 3016
Front side applicators

HQ 4014, 4016, 4024
Stroke applicators

HQ 4614
Stroke blow applicator

HQ 5112, 5114, 5116
Demand modules

HQ 5314, 5316, 5414, 5416
Vacuum belt applicators

HQ 5714
Peel table

HQ 6114
Air jet box

Labels may be applied from all sides.
Depending on the type of pad, the packaging is in motion or at rest during labeling.

See further information on
www.cab.de/en/hermesq-applicators

HERMES QL print and apply systems



Hermes QL for processing continuous linerless materials

Various linerless materials can be processed with a base unit:

- Linerless on packaging of all kinds in industry and logistics
- InNo-Liner IDL on absorbent cardboard and paper surfaces, such as shipping labels in logistics

All materials are free from bisphenols and suit for use in food business.

Disposal of liner materials and associated costs are eliminated.

Full compatibility: Features, dimensions and installation correspond to the tried and tested HERMES Q systems.

■ standard ☐ option

Print and apply system			HERMES QL4	
Print head	Direct thermal		■	
	Print resolution	dpi	200	300
	Print speed	mm/s max.	300	300
	Print width	mm max.	104	108.4
Label	Outside roll diameter	mm max.	300	
	Width	mm	50 - 105	
	Height	mm at least	30	
Dimensions of a unit	Width x Height x Depth	mm	260 x 400 x 400	
	Weight (no cover / cover included)	kg	13 / 15,5	
Interfaces	RS232-C		■	
	USB for PC		■	
	Ethernet / 2 port Ethernet switch		■ / ☐	
	USB host		■	
	Digital I/O interface		■	
	Periphery		■	
	Warning light		via USB host	

See further information on
www.cab.de/en/hermesql

Applicators

as much as 90 percent savings of compressed air

Labels applied onto variable heights using one tamp pad

For all linerless applicators see
www.cab.de/en/hermesq-applicators

HQ 4024 for linerless
Stroke applicator

HQI 4034 for InNo-Liner
Stroke applicator

Hermes C print and apply systems

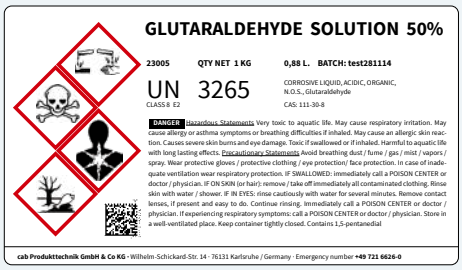

Hermes C for printing and applying labels with two colors

Hermes C has been the world's first labeling system to print labels with two colors and apply them in one operation.
It has been designed and optimized in particular for GHS applications.

All types of containers can be labeled, such as bottles, cans, barrels, buckets, cardboard boxes or pallets.

See further information on
www.cab.de/en/hermesc

■ standard

Print and apply system			Hermes C 6L
Print head	Print method		Thermal transfer
	Print resolution	dpi	300
	Print speed	mm/s max.	125
	Print width	mm max.	162.6
Label	Outside roll diameter	mm max.	205 / 305
	Width	mm	46 - 176
	Height	mm	20 - 356
Ribbon	Color layer		outside or inside
	Length	m max.	450
Dimensions of a unit	Width x Height x Depth[1]	mm	320 x 550 x 630
	Weight	kg	30
Interfaces	RS232-C		■
	USB for PC		■
	Ethernet		■
	USB host		■
	Digital I/O interface		■
	Periphery		■
	Warning light		■
	E-stop		■
	ON/OFF valve of compressed air regulation unit		■

[1] calculated with a roll diameter 305 mm

Applicators

4126C, 4136C
Stroke applicators

Depending on the type of pad, the product is in motion or at rest during labeling. Labels may be applied from all sides.

5326C, 5426C
Vacuum belt applicators

Labeling packages or products in motion

PX Q print modules

PX Q4 - the universal ones for precise print images

PX Q6 - the wide ones for printing Odette and UCC labels

Highly functional and reliable, convenient operation and no downtimes due to low maintenance - the PX Q have been designed specifically for entirely automatic printing in industrial applications.

PX Q can be integrated in any orientation and solves even complex marking tasks.

All components of the print mechanics are assembled to a cast aluminum construction resistant to torsion. Food-safe coating and stainless steel cladding add as features to the perfect shape. Installing is screw-compatible to the units of the competition.

■ standard ☐ option

Print module			**PX Q4**			**PX Q6**	
Print head	Print method		Thermal transfer, direct thermal				
	Print resolution	dpi	203	300	600	203	300
	Print speed	mm/s max.	300	300	150	250	
	Print width	mm max.	104	108.4	105.7	168	162.6
Label	Width	mm	10 - 116			50 - 174	
	Height, no backfeed	mm at least	6			12	
Ribbon	Color layer		outside or inside				
	Length	m max.	600				
Interfaces	RS232-C		■				
	USB for PC		■				
	Ethernet / 2 port Ethernet switch		■ / ☐				
	USB host		■				
	Digital I/O interface		☐				

See further information on
www.cab.de/en/pxq

Types

Labels being provided to the left or to the right

HS, VS label dispensers

HS60+ for horizontal dispensing

VS120 for vertical dispensing

VS180+ for processing labels as wide as 180 mm

The HS and VS dispense all label sizes easily, no matter, whether they are punched, cut without a gap, square, round or transparent.

Two designs make sure that removing a label meets any individual motion sequence.

- Horizontal **(HS)**: Labels are peeled off at their bottom edge in upward direction from a liner, to be stuck to a product.
- Vertical **(VS)**: Labels are peeled off at their top edge to the front and stuck to a product by the shortest path. This suits in particular for larger labels, as the adhesive side of a label already directs to the product.

"+" models provide a control panel

■ standard

Label dispenser		**HS**	**VS**	**HS+, VS+**
	Materials	Papers, textiles, synthetics wound on rolls, grid-punched or cut; fanfold is an option		
	Feeding rate mm/s max.	200		100 / 200
Rewinder	Liner material Outside diameter mm max.	155		
Label sensor	Detection	front edge of a label		
	Distance to the locating edge mm	5 - 55		
	Heights when pre-dispensing mm	4 - 18		
Connectivity	Dispense triggered upon request by an external signal	-		■
	Socket for non-heating apparatus	Power supply		
	Power switch	ON, OFF		
Type-specific specifications		**HS60, VS60**	**HS120, VS120**	**HS180+, VS180+**
Label	Outside roll diameter mm max.	200		
	Width[1] mm	8 - 65	20 - 120	80 - 180
	Height, single-lane mm	5 - 300	8 - 600	20 - 600
	Height, multi-lane mm	5 - 110	8 - 110	20 - 110
Dimensions of a unit	Width x Height x Depth mm	180 x 250 x 360	230 x 250 x 360	300 x 250 x 360
	Weight kg	3.3	3.6	4

[1] liner material included

See further information on
www.cab.de/en/hsvs

ROXI label dispensers



ROXI for industrial use

Precise insert labeling.

Compact and slim design, easy to install into production lines

Any assembly: vertical, horizontal, inclined, dispensing labels to the left or right

Solid construction, perfect in every way; advanced electronics and software

Durable and easy to maintain: designed for continuous industrial use; free firmware updates via Ethernet or USB interface

Small price - great performancee

A future-proof investment

Label dispenser			ROXI 120	ROXI 180
Web speed		m/min max.	30	20
Label	Material on a roll		Paper, PET, PE, PP, PVC synthetics, booklets	
	Width	mm	10 - 116	10 - 176
	Length	mm	10 - 6,000	
	Distance	mm at least	2	
	Thickness	mm	0.055 - 1.0	
Liner tape	Width	mm	15 - 120	15 -180
Weight of media roll		kg max.	12	
Unwinder	Outside diameter	mm	300	
	Core diameter	mm	76	
	Winding		outside or inside	
Rewinder	Outside diameter	mm	210	
	Core diameter	mm	76	
Label dispenser; no demand module	Weight	kg	12	13

See further information on
www.cab.de/en/roxi

IXOR labeling heads

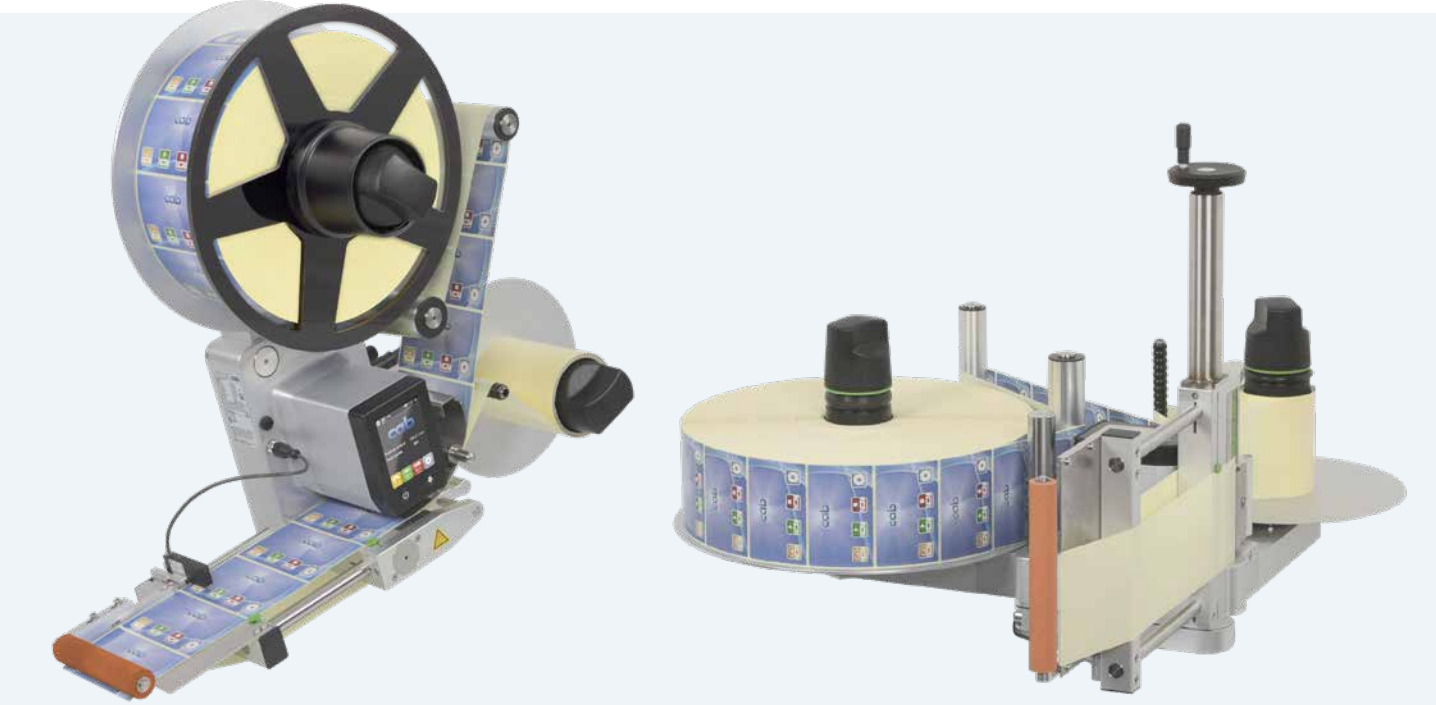

IXOR can be constructed in various designs. See two of them pictured.

IXOR is the most powerful servo-driven labeling head in its performance class. It is first choice if self-adhesive labels must be applied in high quantities quickly and accurately to objects, either in continuous or clocked operation.

Modular construction kit for pinpoint label application solutions

At present more than 400 individual components are available for configuring IXOR specific to customer requirements. Integration to automatic labeling machines is possible, so is assembly to conveyors in manufacture or bottling plants. A wide range of accessories and stands support assembly. Several constructional designs are provided.

■ standard ☐ option

Labeling head		IXOR			
	Constructional width mm/“	124 / 4.9	186 / 7.3	248 / 9.7	310 / 12.2
Performance	Web speed m/min max. “/min max.	25, 50, 100, 200 - depending on model 1,000, 2,000, 4,000, 8,000 - depending on model			
Label	Outside roll diameter	310 / 410 mm (12“ / 16“)			410 mm (16“)
	Width mm max.	120	182	244	306
	Length mm	5 - 6,000			
Dimensions of a unit	Width x Height mm calculated with a roll 310 mm	600 x 600			-
	Width x Height mm calculated with a roll 410 mm	680 x 700			925 x 825
	Depth mm	266	328	390	452
	Weight kg	14	14.5	15	32
Interfaces	Analog	■			
	Periphery	■			
	LAN	■			
	WLAN	■			
	Digital I/O interface	■			
	End of label web sensor	■			
	Start and stop sensor	■			
	Product speed synchronization	■			
	Serial	☐			

See further information on
www.cab.de/en/ixor

Labels, ribbons

Labels as standard or manufactured as required

Each product requires at least one label for identification, indication of ingredients or traceability. Dictionaries assign names to products, but only labels give them identities. cab consultants assist in the selection of materials and support consistently until the materials have been integrated in corporate processes.

See further information on
www.cab.de/en/labels

Reasons for cab label selection

- extensive range ex stock
- Labels may be manufactured according to customer demands from more than 400 materials.

cab ribbons, suitable for any application

Reasons for cab ribbon selection

Whether narrow or wide labels have to be applied, whether goods must be identified or typeplates are required - cab provides ten types of ribbons for any demand. Tailored specifically for cab printers, they provide consistently high quality.

- Wax and resin qualities, as well as wax/resin mixtures
- optimum dissipation of heat to protect a print head
- Special backcoating prevents from friction resp. electrostatic charge.

See further information on
www.cab.de/en/ribbons

cablabel S3 software

Design, print, administrate

cablabel S3 opens up the full potential of cab devices. Defining a label is first. Modular design adapts cablabel S3 to requirements step by step. Plug-ins are embedded. Native JScript programming, for example, is supported by the JScript Viewer. The designer user interface and JScript codes synchronize in real time. Optional features can be integrated, such as the Database Connector or barcode verifiers.

See further information on
www.cab.de/en/cablabel

Stand-alone operation

This operating mode enables a printer select and print labels while not connected to a host system. Labels can be designed using software such as cablabel S3 or a text editor on a PC. Label formats, texts, graphics and data of a database can be stored on a memory card, a USB stick or a printer's IFFS memory. Only variable data are sent by a keyboard, a barcode scanner, a scale or any other host system to a printer, or be recalled by the Database Connector from a host and printed.

Control a printer

Drivers

cab provides drivers to control a printer with software other than cablabel S3.

Free download on **www.cab.de/en/support**

Programming

JScript

cab printers embed JScript language.
Download free manual on **www.cab.de/en/programming**

abc Basic Compiler

Integral to the firmware, abc in addition to JScript enables advanced programming before data are edited for printout. For example, external printer languages can be replaced without intervening in a print job in progress. Data may be imported as well from other systems such as scales, barcode scanners or PLC.

Connecting to SAP®

Labels can be printed from SAP[1] on cab devices and systems. There are various methods:

- Printing with SAPscript
- Printing with SmartForms
- Printing with Adobe Interactive Forms

See instructions in detail on **www.cab.de/en/sap**

Administrate a printer

Configure on the Intranet and Internet

Integral HTTP / FTP servers enable a printer be controlled or configured, firmware be updated and memory cards be administrated using standard applications such as a web browser or a FTP client. Administrators and operators on behalf of SNMP / SMTP are notified of states, alerts and errors by email or SNMP diagrams. Time and date are synchronized by a time server.

Database Connector

Printers in a network may access data from a ODBC / OLEDB database and print it on labels. Data can be rewritten to a database while print jobs are in progress.

[1] SAP and associated logos are trademarks or registered trademarks of SAP SE.

XENO 4, XENO 4+ marking lasers

XENO 4 consists of two components: the control system with a beam source included, and a scan head.

Laser technology is economical when it comes to marking smallest components and larger workpieces precisely and permanent.

cab marking lasers are designed for a wide range of applications. It is possible to mark static products made of metal or sythetics in medical technology, aerospace, electronics or electrical engineering and the automotive industry.

The XENO 4 are pumped by diodes and cooled by air. They provide high beam quality and peak pulse power.

■ standard ☐ option

Marking laser			XENO 4, XENO 4+, XENO 4S, XENO 4S+		
Beam source	cw output power	W max.	20	30	50
	Pulse energy	mJ	1		
	Wave length	nm	1,064		
	Beam quality M^2		<1,8		
	Pulse width	ns	<120		
	Pulse repetition frequency	kHz	20 - 60	30 - 60	50 - 100
Scan head	Assembly		horizontal / vertical		
	Speed of marking	mm/s	>5,000		
Pilot laser	Wave length	nm	650		
	cw output power	mW	<1		
Laser protection class EN60825-1	Beam source		Class 4		
	Pilot laser		Class 2		
Interfaces	RS232-C		■		
	Ethernet		■		
	Digital I/O interface		■		
	Remote		■		
	Interlock / E-stop		■		
	Marking on the fly (MOTF)		☐		
			Rack of 4 height units, 19“		
			XENO 4, XENO 4+	XENO 4S, XENO 4S+	
Dimensions of a unit	Control unit Width x Height x Depth	mm	420 x 178 x 420		
	Control unit weight	kg	16		
	Scan head Width x Height x Depth	mm	99 x 135 x 205	99 x 155 x 265	
	Scan head weight	kg	3	4	

By focus shift, XENO 4S can within fractions of a second easily compensate differences in altitude on a component.



XENO 1, XENO 1+ laser marking systems

XENO 1 - laser marking “out of the box”

XENO 1 is a compact desktop system, demanding little footprint and offering a large work area. It completes the range of cab laser marking systems in the lower price segment. Processing the system complies with high industrial standards.

Marking can be simulated with the pilot laser. Interior LED lighting allows observing a workpiece when the operation door is closed. Jigs can be mounted onto the groove plate. A rotary axis helps with cylindrical objects. The door opens or closes automatically within seconds. Material can be inserted manually or by a handling system from three sides.

Laser marking system			**XENO 1, XENO 1+**	
Beam source	cw output power	W max.	20	30
	Pulse repetition frequency XENO 1 (RAYCUS)	kHz	20 - 60	30 - 60
	XENO 1+ (IPG)	kHz	2 - 500	
	Pulse energy	mJ	1	
	Wave length	nm	1,064	
	Beam quality M^2		< 1,8	
	Pulse width	ns	< 120	
Pilot laser / focus finder	Wave length	nm	650	
	cw output power	mW	< 0.4	
Work area	Height	mm	100 / 200	
Z axis	Traversing speed	mm/s	20	
	Position accuracy	mm	±0.1	
Laser protection class EN60825-1			Class 1	
Interfaces	Work area		Rotary axis Digital I/O interface	
	Back of a unit		Ethernet TCP/IP 24 V for digital I/O interface Extraction and filter system External start External e-stop	
Dimensions of a unit	Width x Height x Depth	mm	580 x 660 x 700	
	Weight	kg approx.	65	

See further information on
www.cab.de/en/laser

XENO 3, XENO 3+ laser marking systems

XENO 3 collects plates by stacking as high as 50 mm.

XENO 3 is an integrated laser system for marking metal and plastic plates permanently. Due to compact design and a small footprint, XENO 3 fits with desktop operations.

Markings applied by a XENO 3 remain clearly legible even in the long term in rough surroundings. Hydraulic cylinders, engines, pumps, gears, vehicle chassis oder system components are typical items to be marked. Replace magazines enable to process different plate sizes. XENO 3 in particular suits for metal engravings and ablation of top layers.

Laser marking system			**XENO 3, XENO 3+**	
Beam source	cw output power	W max.	20	30
	Pulse repetition frequency XENO 3 (RAYCUS)	kHz	20 - 60	30 - 60
	XENO 3+ (IPG)	kHz	2 -500	
	Pulse energy	mJ	1	
	Wave length	nm	1,064	
	Beam quality M^2		< 1,8	
	Pulse width	ns	< 120	
Pilot laser / fokus finder	Wave length	nm	650	
	cw output power	mW	< 0,4	
Plate	Width x Height	mm	from 40 x 20 to 120 x 100	
Laser protection class EN60825-1			Class 1	
Interfaces	Back of a unit		Ethernet TCP/IP Extraction and filter system External start External e-stop	
Dimensions of a unit	Width x Height x Depth	mm	420 x 480 x 480	
	Weight	kg approx.	< 35	

Marking can be observed through the protection window and with the help of the lit interior. Fold-out carry handles simplify the installation of the system.

LSG+100E laser safety housings

LSG+100E laser safety housing

LSG+100E is the industrial solution for marking series parts with the XENO 4. In addition to a large work area, rugged steel sheet construction offers space sufficient for installing a laser beam source, as well as an industrial PC in a 19“ frame.

■ standard

Laser safety housing		LSG+100E 230 V	LSG+100E 120 V
	Work area Width x Height x Depth mm	980 x 460 x 980	
	Traversing speed mm/s max.	60	
	Position accuracy mm	0.02	
Dimensions of a unit	Width x Height x Depth mm	1,000 x 2,280 x 1,120	
	Weight kg	395	
Interfaces	Digital I/O XENO 4	■	
	Remote XENO 4	■	
	E-stop XENO 4	■	
	Stepper motor, axes Z, X, rotary	■	
	Extraction and filter system	■	

See further information on
www.cab.de/en/laser

A large setup door allows easy access. Jigs may be assembled comfortably to the grooved plate in the well-lit work area.

LM+ laser label marker

LM+ laser label marker

Labels of different sizes, made of laser-markable film, can be precisely marked directly from a roll with a LM+. They can be cut without the need of additional tools, be separated by a cutter or rewound by an external device after marking.

■ standard

Laser label marker			LM+160.2	LM+254.2
	Work area Width x Height x Depth	mm	160 x 5 x 190	
	Traversing speed	mm/s	200	
	Position accuracy	mm	0.2	
Label	Outside roll diameter	mm max.	300	
	Roll winding		outside (inside upon request)	
	Width	mm	25 - 120	
	Height	mm max.	180	
Dimensions of a unit	Width x Height x Depth	mm	440 x 520 x 802	
	Weight	kg	22	
Interfaces	RS232-C XENO 4 CON5		■	
	E-stop XENO 4		■	
	External e-stop		■	
	Cutter		■	

See further information on
www.cab.de/en/laser

cabLase marking software
For designing a layout, controlling and monitoring, deliveries of cab marking laser solutions include cabLase Editor 5.

See further information on
www.cab.de/en/cablase

At home in any industry

A quarter of a million cab units and systems are in continuous operation all over the world. They are in use in the automotive, chemical, pharmaceutical and textile industries, in electronics and medtech businesses, transport and logistics, as well as in retail and wholesale trading and in services.

Operations

Informational labels, warning labels, inventory, product labels, logging, labels for certification or testing, patient admission, pricing, storage, shelf marking, address labels, shipping labels, incoming goods, tickets, typeplates, warranty labels, cable marking, tube marking, barrel labels, encoding, container labels, spare parts marking resp. identification

Customers

cab units are operated by global players as well as by small and medium-sized companies.

"We set milestones in the development and manufacturing of units and systems for product marking."

Roman Schnider

Head of Software Development

Germany
cab Produkttechnik GmbH & Co KG
Karlsruhe
Phone +49 721 6626 0
www.cab.de

France
cab Technologies S.à.r.l.
Niedermodern
Phone +33 388 722501
www.cab.de/fr

USA
cab Technology, Inc.
Chelmsford, MA
Phone +1 978 250 8321
www.cab.de/us

Mexico
cab Technology, Inc.
Juárez
Phone +52 656 682 4301
www.cab.de/es

Taiwan
cab Technology Co., Ltd.
Taipei
Phone +886 (02) 8227 3966
www.cab.de/tw

China
cab (Shanghai) Trading Co., Ltd.
Shanghai
Phone +86 (021) 6236 3161
www.cab.de/cn

Singapore
cab Singapore Pte. Ltd.
Singapore
Phone +65 6931 9099
www.cab.de/en

South Africa
cab Technology (Pty) Ltd.
Randburg
Phone +27 11 886 3580
www.cab.de/za

cab // **820** distribution and service partners in more than **80** countries

we identify more

© cab/9008681